

PLANTING BED WITH INTEGRATED CONCRETE LANEWAY CURB - INSTALL TOPSOIL PER PLANTING MEDIUM KEY PLAN TO ALLOW FOR TREE SOIL VOLUME

DETERRENT SHRUB / Rp 17
PLANT WITH PIXWELL GOOSEBERRY

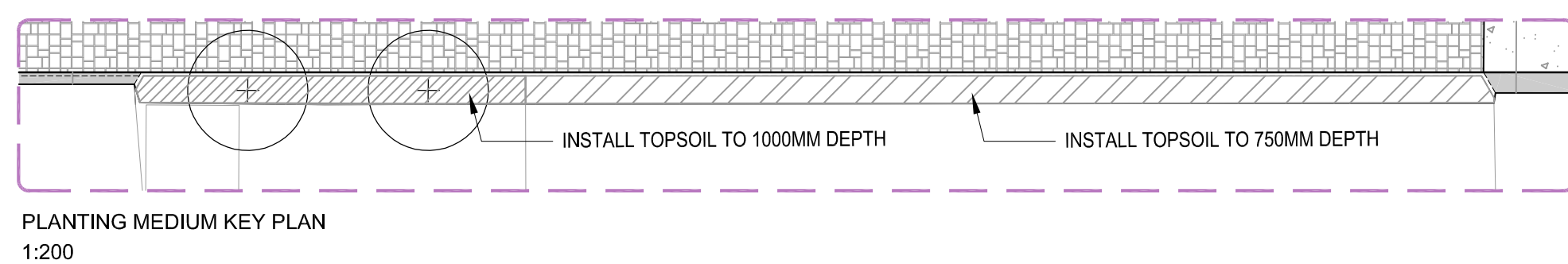
CLIMBING VINES
PLANT WITH VIRGINIA CREEPER AT 4M O.C. ALONG WALL

DETERRENT SHRUB / Bt 43
PLANT WITH BERBERIS THUNBERGII

POLLINATORS MIX

ACTAEA RUBRA	20%	10 UNITS
ERYTHRONIUM AMERICANUM	20%	135 UNITS
GERANIUM MACULATUM	20%	35 UNITS
HYDROPHYLLUM VIRGINIANUM	20%	35 UNITS
MAINANTHEMUM RACEMOSUM	20%	35 UNITS

CL TREES / 2
CLADRASTIS LUTEA



PLANTING LIST

NATIVE HERBACEOUS POLLINATORS FROM APPROVED CITY LIST

Key	Species	Common Name	Seasonal Colour	Condition	Spacing	Size
Semi - Sun Shade Tolerant Species						
Ag	Andropogon gerardii	Big Blue Stem	Fall	Pot	600mm	1gal
Ac	Anemone Canadensis	Canada anemone	Summer	Pot	300mm	1gal
At	Asclepias tuberosa	Butterfly Milkweed	Summer	Pot	300mm	1gal
Ai	Asclepias incarnate	Swamp Milkweed	Summer	Pot	300mm	1gal
Bg	Bouteloua gracilis	Blue Grama Grass	Fall	Pot	300mm	1gal
Cha	Chamerion angustifolium	Fireweed	Summer	Pot	300mm	1gal
Ep	Echinacea pallida	Pale Purple Coneflower	Summer	Pot	300mm	1gal
Em	Eutrochium maculatum	Joe-Pye Weed	Summer	Pot	300mm	1gal
Lc	Lobelia cardinalis	Cardinal Flower	Summer	Pot	300mm	1gal
Rh	Rudbeckia hirta	Black-eyed Susan	Summer	Pot	300mm	1gal
Se	Symphotrichum ericoides	Heath Aster	Summer	Pot	300mm	1gal
Sn	Symphotrichum novae-anglicae	New England Aster	Fall	Pot	300mm	1gal
Shade Tolerant Species						
Ar	Actaea rubra	Red Baneberry	Spring	Pot	600mm	1gal
Ea	Erythronium americanum	Trout Lily	Spring	Pot	150mm	1gal
Gm	Geranium maculatum	Wild Geranium	Spring	Pot	300mm	1gal
Hv	Hydrophyllum virginianum	Virginia Waterleaf	Spring	Pot	300mm	1gal
Mr	Mainanthemum racemosum	False Solomon's Seal	Spring	Pot	300mm	1gal

DETERRENT SHRUBS

Key	Species	Common Name	Description	Condition	Spacing	Size
Bt	Berberis thunbergii	Barberry		Pot	750mm	3 gal
Ia	Ilex aquifolium	Common Holly	Good for foundation plant, will perform in partial shade.	Pot	750mm	4 gal
Iv	Ilex verticillata	Winterberry Holly	Some thorns, grows in shade, 1 to 3.5 m, must include 1 male plant with multiple female plants, wildlife	Pot	750mm	5 gal
Rp	Ribes pixwell	Pixwell Gooseberry	Some thorns, grows in shade, edible	Pot	750mm	6 gal
Pc	Pyracantha coccinea	Yukon Belle	Some shelter, good for hedging, some shade	Pot	750mm	7 gal
Rc	Rosa Carolina	Pasture Rose		Pot	750mm	8 gal
Rr	Rosa Rugosa	Ruogosa Rose		Pot	750mm	9 gal

APPROPRIATE TREES

Key	Species	Common Name	Condition	Spacing	Per Plan
CL	Cladrastis lutea	Yellowwood	RB (WB)	50mm	Per Plan

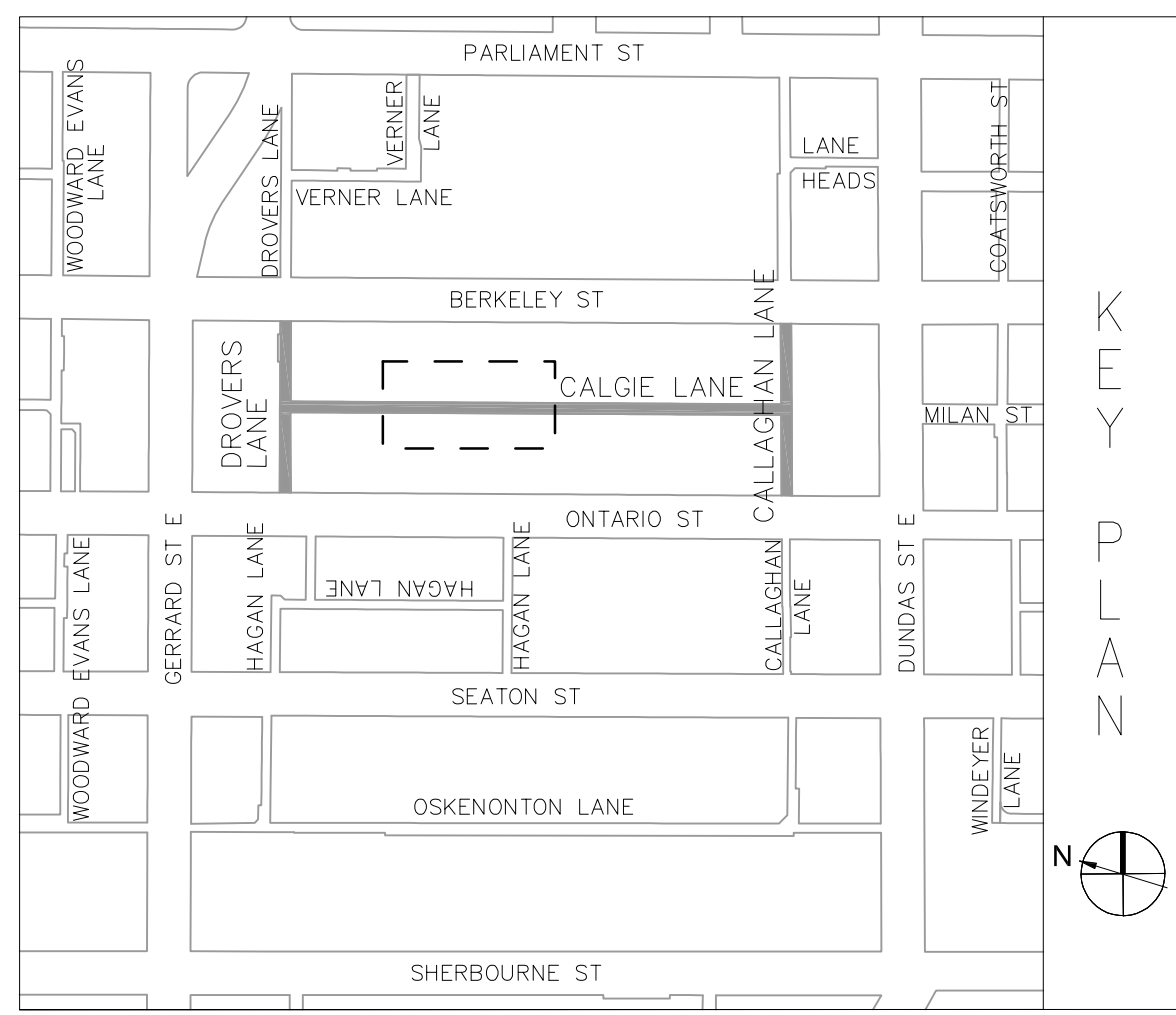
APPROPRIATE SUBSTITUTION TREES

Key	Species	Common Name	Condition	Spacing	Per Plan
AA	Amelanchier arborea	Downy Serviceberry	RB (WB)	50mm	Per Plan
AL	Amelanchier Laevis	Allegheny Serviceberry	RB (WB)	50mm	Per Plan
CC	Cercis Canadensis 'Forest Pansy'	Easter Redbud 'Forest Pansy'	RB (WB)	50mm	Per Plan

ADDITIONAL SPECIES

Key	Species	Common Name	Condition	Spacing	Per Plan
Pq	Parthenocissus quinquefolia	Virginia Creeper	Pot	3 gal	Per Plan

- LEGEND**
- P1 - ECO-OPTILOC™ PERMEABLE PAVING
 - P2 - TURFSTONE™ PERMEABLE PAVING
 - P3 - ECO-LINE™ PERMEABLE PAVING
 - P4 - CIP CONCRETE PAVEMENT
 - P5 - SKIRT PAVEMENT TREATMENT
 - S1 - TYP. PLANTING BED INTEGRATED IN CONCRETE LANEWAY CURB
 - E1 - CONCRETE LANEWAY CURB
 - DECIDUOUS TREES
 - DETERRENT SHRUBS
 - POLLINATORS MIX
 - CLIMBING VINES
 - UTILITIES COMBINED SEWER



* GRADES & SURVEY PER CITY OF TORONTO LANEWAY RECONSTRUCTION PLAN & PROFILE

Project:
CABBAGETOWN LANEWAY RECONSTRUCTION

Prepared for:
Beautiful Streets, Public Realm Section
Transportation Services, City of Toronto
100 Queen Street West
Toronto, ON M5H 2N2

Contract No:

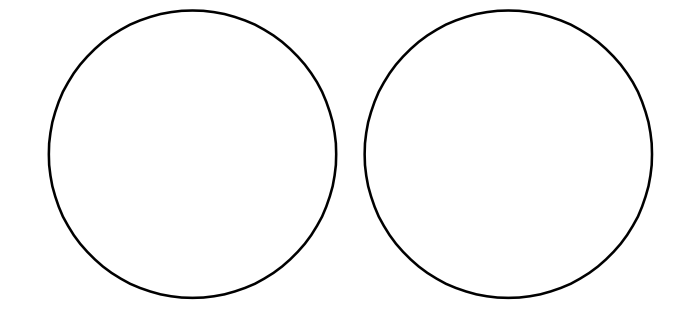


HOK
400 University Avenue, Suite 2200
Toronto, M5G 1S5, Canada
t +1 416 203 9993
f +1 416 203 9992

All reproduction & intellectual property rights reserved © 2012

Key Plan

Professional Seals



No.	Description	Date
01	FOR TENDER REVIEW	March 8, 2019

Drawn by: LG Reviewed by: BJ

Project No: 19.32008.00

Sheet Title:

DROVERS LANE, CALGIE LANE & CALLAGHAN LANE RECONSTRUCTION PLANTING ENLARGEMENT PLAN

Scale: 1:100
Original drawing is 60 x 24. Do not scale contents of this drawing.

Sheet Number

L002

